

# INFORMATION PACKET

Friday, February 3, 2023



## **TABLE OF CONTENTS**

### CITY OF CASPER DOCUMENTS & INFORMATION

The Grid - Schedule of Council Meetings & Addendum .....	2
February Calendar 2023.....	8
Investment Advisory Committee minutes 01.26.23 .....	9
Ford Wyoming Center Calendar February 2023 .....	28

### WAM DOCUMENTS & INFORMATION

WAM Info 2023 WY Legislature - Week 3 .....	29
---	----

### AGENCIES, BOARDS AND COMMITTEES DOCUMENTS & INFORMATION

Casper Youth Council minutes 01.08.23 .....	35
Casper Youth Council minutes 01.22.23 .....	36

### INVITATIONS, NEWSLETTERS & OTHER INFORMATION

Invitation City of Casper Police Awards Ceremony .....	37
--	----

C.A.S.P.E.R.

Communication Accountability Stewardship Professionalism Efficiency Responsiveness

**The Grid**  
A working draft of Council Meeting Agendas

**February 6, 2023** Councilmembers Absent: Pollock & Bond Virtual

Work Session Meeting Agenda Items	Recommendation	Begin Time	Allotted Time
Recommendations = Information Only, Move Forward for Approval, Direction Requested			
<b>Strategic Planning Meeting</b>		3:30	4 hrs
Approximate Ending Time:			7:30

**February 7, 2023** Councilmembers Absent:

Regular Council Meeting Agenda Items	Est. Public Hearing	Public Hearing	Ordinances	Resolutions	Minute Action
Pre-Meeting: Intro of FWC General Manager					
Pre-Meeting: Game & Fish - Turkey Discussion					
Bright Spot: Rotary Check Presentation					
Approval of 1/3 Minutes					C
Approval of 1/17 Minutes					C
Approval of 1/17 Exec Session Minutes					C
EPH - An Ordinance Amending Casper Municipal Code Chapter 1.04 - General Provisions.	C				
EPH: New Special Malt Beverage Permit No. 1 for Spuds Baseball Club, LLC, d/b/a Spuds Baseball, Located at 330 Kati Lane.	C				
Public Hearing: Flag Lot Ordinance		N			
Public Hearing: Setbacks for PH Zoning		N			
2nd Reading: An Ordinance Approving A Zone Change of Three (3) Lots Located at 1231, 1235 and 1241 South Washington Street, Lots 294, 295 and 296, Kenwood Addition Subdivision in the City of Casper, Wyoming			N		
Authorizing the Acceptance of a Grant from the Wyoming Office of Homeland Security				C	
Approving and Adopting the Bar Nunn Streetscape Revitalization Plan for the Casper Metropolitan Area.				C	
Authorize a Professional Services Contract Between the City of Casper and Dynamic Controls Inc. for Door Security Hardware and Installation at Casper Fire Stations.				C	
Authorizing an Agreement with the Department of Justice to Participate in the Equitable Sharing Program.				C	
Authorizing an Agreement with Western Plans Logistics, LLC, for the Center Street Enhancements, Project No. 21-027.				C	
Authorizing an Agreement with Modern Electric Co., for the Ford Wyoming Center Fire Alarm – Phase II, Project No. 22-037				C	
Authorizing a Revised Cooperative Agreement with the Wyoming Department of Transportation for the Midwest Avenue Reconstruction - Walnut Street to Poplar Street, Project No. 21-079.				C	
Authorizing an Amendment to the Real Estate Purchase Agreement with Knife River.				C	
Authorizing an Access Easement Agreement with Knife River.				C	

**The Grid**  
A working draft of Council Meeting Agendas

**February 7, 2023** (continued) Councilmembers Absent:

Regular Council Meeting Agenda Items	Est. Public Hearing	Public Hearing	Ordinances	Resolutions	Minute Action
Acceptance of a Natrona County Recreation Joint Powers Board Grant in the Amount of One Hundred Thousand Dollars (\$100,000) for a Parks and Recreation Master Plan				C	
Authorizing a Contract for Professional Services with Geosyntec Consultants, Inc., for the 24-28 Casper Regional Landfill (CRL) Lifetime Permit Annual Reporting & Monitoring, Project No. 22-070				C	
Acknowledging the Receipt of Financial Disclosure Information from City Officials with Public Fund Investment Responsibility.					C
Establishing an Athletic Fund and a 1%#17 Fund.					C
Authorizing the Purchase of One (1) New Compact Front End Wheel Loader in the Total Amount of \$105,764.28 for Use by the Solid Waste Division of the Public Services Department.					C
Authorizing the Purchase of One (1) New John Deere Turf Gator and One (1) New John Deer Z-Trac Mower for Use by the Waste Water Treatment Plant of the Public Services Department.					C
Authorizing the Purchase of Seventy (70) New Club Car Tempo Golf Cars to be Used by the Casper Municipal Golf Course.					C
Appointing Eric K. Nelson as the City of Casper's Representative, and Tracey Belser as the City's Alternate Representative, to the Wyoming Association of Risk Management Liability Pool and Property Pool Board of Directors.					C
Exec Session: Land, Personnel					

**February 14, 2023** Councilmembers Absent:

Work Session Meeting Agenda Items	Recommendation	Begin Time	Allotted Time
Recommendations = Information Only, Move Forward for Approval, Direction Requested			
Meeting Follow-up		4:30	5 min
Casper Natrona Health Department	Information Only	4:35	20 min
Aquatic Center Roof Deck Funding Plan	Direction Requested	4:55	30 min
Golf Enterprise	Direction Requested	5:25	45 min
Interim Topics for WAM	Direction Requested	6:10	40 min
Annual City of Casper Liquor Review and Report	Information Only	6:50	30 min
Agenda Review		7:20	20 min
Legislative Review		7:40	20 min
Council Around the Table		8:00	20 min
Approximate Ending Time:			8:20

**The Grid**  
A working draft of Council Meeting Agendas

**February 21, 2023** Councilmembers Absent:

Regular Council Meeting Agenda Items	Est. Public Hearing	Public Hearing	Ordinances	Resolutions	Minute Action
Pre-Meeting: Rocky Mountain Power Update					
Approval of 2/7 Minutes					C
Public Hearing: Councilor Language Ordinance		N			
Public Hearing: Annual Renewal of Liquor Licenses		N			
2nd Reading: Flag Lot Ordinance			N		
2nd Reading: Setbacks for PH Zoning			N		
3rd Reading: An Ordinance Approving A Zone Change of Three (3) Lots Located at 1231, 1235 and 1241 South Washington Street, Lots 294, 295 and 296, Kenwood Addition Subdivision in the City of Casper, Wyoming			N		
Amending Providing for the Naming of Legal Depositories and Investment Firms for 2023.				C	
A resolution authorizing a Professional Services Contract for transit services with Natrona County for Fiscal Year 2023.				C	
A resolution authorizing a Professional Services Contract for transit services with the Town of Evansville, a Wyoming municipality, for Fiscal Year 2023.				C	
A resolution authorizing a Professional Services Contract for transit services with the Town of Bar Nunn, a Wyoming municipality, for Fiscal Year 2023.				C	
Authorize a Contract for Professional Services with Burns & McDonnell Engineering Company, Inc., in the amount not to exceed \$169,572, for the 2023 to 2027 Casper Solid Waste Annual Title V Reporting Project No. 22-072.				C	
Authorizing Registration of the City of Casper as a Vendor for the Low-Income Home Water Assistance Program.				C	

**February 28, 2023** Councilmembers Absent:

Work Session Meeting Agenda Items	Recommendation	Begin Time	Allotted Time
Recommendations = Information Only, Move Forward for Approval, Direction Requested			
Meeting Follow-up		4:30	5 min
Intro of Platte River Trails Trust Executive Director	Information Only	4:35	5 min
Casper Area Transit Electric Fleet Conversion Study Update	Direction Requested	4:40	30 min
EKW Easement	Direction Requested	5:10	20 min
City of Casper Website	Direction Requested	5:30	30 min
Council Leadership Selection Process	Direction Requested	6:00	30 min
Agenda Review		6:30	20 min
Legislative Review		6:50	20 min
Council Around the Table		7:10	20 min
Approximate Ending Time:			7:30

**The Grid**  
A working draft of Council Meeting Agendas

**March 7, 2023** Councilmembers Absent:

<b>Regular Council Meeting Agenda Items</b>	<b>Est. Public Hearing</b>	<b>Public Hearing</b>	<b>Ordinances</b>	<b>Resolutions</b>	<b>Minute Action</b>
Pre-Meeting: LGBTQ Committee Update					
Approval of 2/21 Minutes					C
3rd Reading: Flag Lot Ordinance			N		
3rd Reading: Setbacks for PH Zoning			N		

**March 14, 2023** Councilmembers Absent:

<b>Work Session Meeting Agenda Items</b>	<b>Recommendation</b>	<b>Begin Time</b>	<b>Allotted Time</b>
Recommendations = Information Only, Move Forward for Approval, Direction Requested			
Meeting Follow-up		4:30	5 min
Capital Budget Review	Direction Requested	4:35	60 min
Camping Ordinance	Direction Requested	5:35	45 min
Poplar and CY Intersection (lane extension)	Direction Requested	6:20	30 min
Agenda Review		6:50	20 min
Legislative Review		7:10	20 min
Council Around the Table		7:30	20 min
Approximate Ending Time:			7:50

**March 21, 2023** Councilmembers Absent:

<b>Regular Council Meeting Agenda Items</b>	<b>Est. Public Hearing</b>	<b>Public Hearing</b>	<b>Ordinances</b>	<b>Resolutions</b>	<b>Minute Action</b>
Pre-Meeting:					
Approval of 3/7 Minutes					C

01/31/2023

**The Grid**  
A working draft of Council Meeting Agendas

**March 28, 2023** Councilmembers Absent:

<b>Work Session Meeting Agenda Items</b>	<b>Recommendation</b>	<b>Begin Time</b>	<b>Allotted Time</b>
Recommendations = Information Only, Move Forward for Approval, Direction Requested			
Meeting Follow-up		4:30	5 min
Snow Plowing	Direction Requested	4:35	30 min
NAPA IBS	Direction Requested	5:05	20 min
Chinook Trail LAD	Direction Requested	5:25	30 min
One Cent Applications	Direction Requested	5:55	45 min
River Fund Discussion			
Agenda Review		6:40	20 min
Legislative Review		7:00	20 min
Council Around the Table		7:20	20 min
Approximate Ending Time:			7:40

**April 4, 2023** Councilmembers Absent:

<b>Regular Council Meeting Agenda Items</b>	<b>Est. Public Hearing</b>	<b>Public Hearing</b>	<b>Ordinances</b>	<b>Resolutions</b>	<b>Minute Action</b>
Pre-Meeting:					
Approval of 3/21 Minutes					C

**April 11, 2023** Councilmembers Absent:

<b>Work Session Meeting Agenda Items</b>	<b>Recommendation</b>	<b>Begin Time</b>	<b>Allotted Time</b>
Recommendations = Information Only, Move Forward for Approval, Direction Requested			
Meeting Follow-up		4:30	5 min
		4:35	
Agenda Review			20 min
Legislative Review			20 min
Council Around the Table			20 min
Approximate Ending Time:			

## Future Agenda Items

### Council Items:

Item	Date	Estimated Time	Notes
Formation of Additional Advisory Committees			
Excessive Vehicle Storage			
Graffiti Abatement & Alternatives			After January 2023
Safe Place Program Implementation & Resolution			
Code Enforcement - Municipal Code?			
Class and Compensation Study Follow-up			April
Parking Garage Lease			April
Detox Funding Discussion			May
Livability/Marketing Follow-up			
Special Event Permitting Process			
Banner Health and Fire Agreement			April
Publication Requirements			
Solid Waste Residential Passes			April

### Staff Items:

City Inspectors Authority/Oversight of Licensed Contractors			
Speed Limit Ordinance Review			
Unpaid Utility Ordinance Amendment			
Part 2 Ford Wyoming Center			
Sponsorships and Naming Rights (Tentative)			
Judge's Quarterly Update			Rekurs Quarterly- To be requested by the Judge
Ford Wyoming Center Subsidy			
Tentative Budget to Council	May 9, 2023		
Council Budget Review	May 22 & 24		
Second Sheet of Ice Financing			Spring 2023

### Potential Topics-- Council Thumbs to be Added:






--	--	--	--

### Future Regular Council Meeting Items:

Summary Proposed Budget to Council	6/6/2023		
Est. PH - Adopt FY24 Budget	6/6/2023		
PH & Adoption of FY24 Budget	6/20/2023		

### Retreat Items:

Economic Development and City Building Strategy
---

Sun	Mon	Tue	Wed	Thu	Fri	Sat
			1  1:00 p - Civil Service Commission (None)	2  7:00p-Youth Empowerment (Pacheco)	3	4
5	6 5:00 p.m. - CNFR (Knell, Cathey)	7 6:00p-Council Meeting	8 6:00p-Amoco Re-use JPB (Sutherland)	9 12:00p-Advance Casper (Napier, Gamroth) 4:30p-Parks & Rec Advisory Board (Engbretsen) 6:00p-Planning & Zoning (Cathey) 7:00p-Youth Empowerment (Pacheco)	10 11:30a-Chamber Coordination/ Infoshare (None)	11
12  4:30 p.m. - Casper Youth Council (Gamroth, Pacheco)	13 8:30a-Historic Preservation (None)	14  9:30a- EDJPB (Pacheco, Pollock) 4:30p-Council Work Session	5	16 7:00a-Mayors/ Commissioners 11:00a-Housing Authority (Gamroth) 4:00p-Contractors' Licensing Board (Engbretsen) 5:30p- City County Board of Health (Haskins) 7:00p- Youth Empowerment (Pacheco)	17 3:30p-LGBTQ Advisory Committee (Pacheco, Pollock)	18
19 	20 Presidents' Day City Offices Closed	21 11:30a-Regional Water JPB (Cathey, Knell, Pollock, Bertoglio) 4:00p-Chamber of Commerce (Cathey) 6:00p-Council Meeting	22 + 7:00a-CPU Advisory Board (Cathey) 11:30p-NIC (None) 5:15p-CAP (None)	23 7:00p-Youth Empowerment (Pacheco)	24	25
26 12:00p - Disability Council (Pacheco) 12:30p-Senior Services (Bond) 4:00p-OYD Advisory Committee (Pollock, Gamroth)	27	28 11:30a-Travel & Tourism (Engbretsen) 4:30p-Council Work Session		7:00p-Youth Empowerment (Pacheco)		



CASPER INVESTMENT ADVISORY COMMITTEE

MINUTES OF THE REGULAR MEETING

JANUARY 26, 2023

Investment Advisory Committee: Kermit Willie, Brenda Janikowski, Bill Thompson

First Interstate Bank: Paul McKean, Christine Stack, Kate McNally

Staff Present: Jill Johnson, Toni Allen

1. FIWM (First Interstate Wealth Management) opened the meeting by presenting the quarterly portfolio outlining market trends versus how the city's investments are performing along with detailed information regarding the type of investments which make up the portfolio.
2. FIWM also provided a comparison chart over the last year showing the committee how the returns on investments have increased with the diversification of the portfolio and by adding corporate bonds into the portfolio. FIWM also explained coupon rates, yields and how they are making sure they are investing in items with the best Yield to Maturity as possible.
3. The committee and Ms. Johnson discussed the possibility of transferring funds in increments from Wyo Star II to FIWM and placing those funds in Money Market accounts to capitalize on the better rate of return being earned in the money market accounts. Ms. Johnson will check into the best way to handle transfers to insure that the city does not encounter a loss from Wyo Star in doing so.
4. FIWM also discussed adding the credit rating of Corporate Bonds to the report. FIWM has a section on the report reporting the name, amount, and interest rate along with amount invested for all new investments and will add the yield to maturity at time of purchase to this report which will help the committee understand why FIWM purchased that particular bond. FIWM also informed the committee they stay away from callable bonds in order to maximize any return on the investment.
5. Ms. Johnson was pleased with the projected annual income from the investment portfolio and confirmed with FIWM the projected amount was income and did not include any capital from maturing investments in order to include the revenue in the budget. Ms. Johnson and the committee are looking forward to the improvement in income projections as FIWM gets the portfolio closer to the maximum 20% of investments in Corporate Bonds since the rate of return on these is so much better.
6. Ms. Johnson and the committee did ask FIWM if it would make sense to sell off some of the lower yield bonds and mortgage backed securities in order to invest in the higher yield bonds. FIWM explained that since these securities would have to be sold at a loss because of the lower yields and lack of interest in these items it would be better to hold them to their maturity since it would probably just be a wash in the long run.

## *Economic & Portfolio Review*

*January 26, 2023*

***Prepared For:***

City of Casper

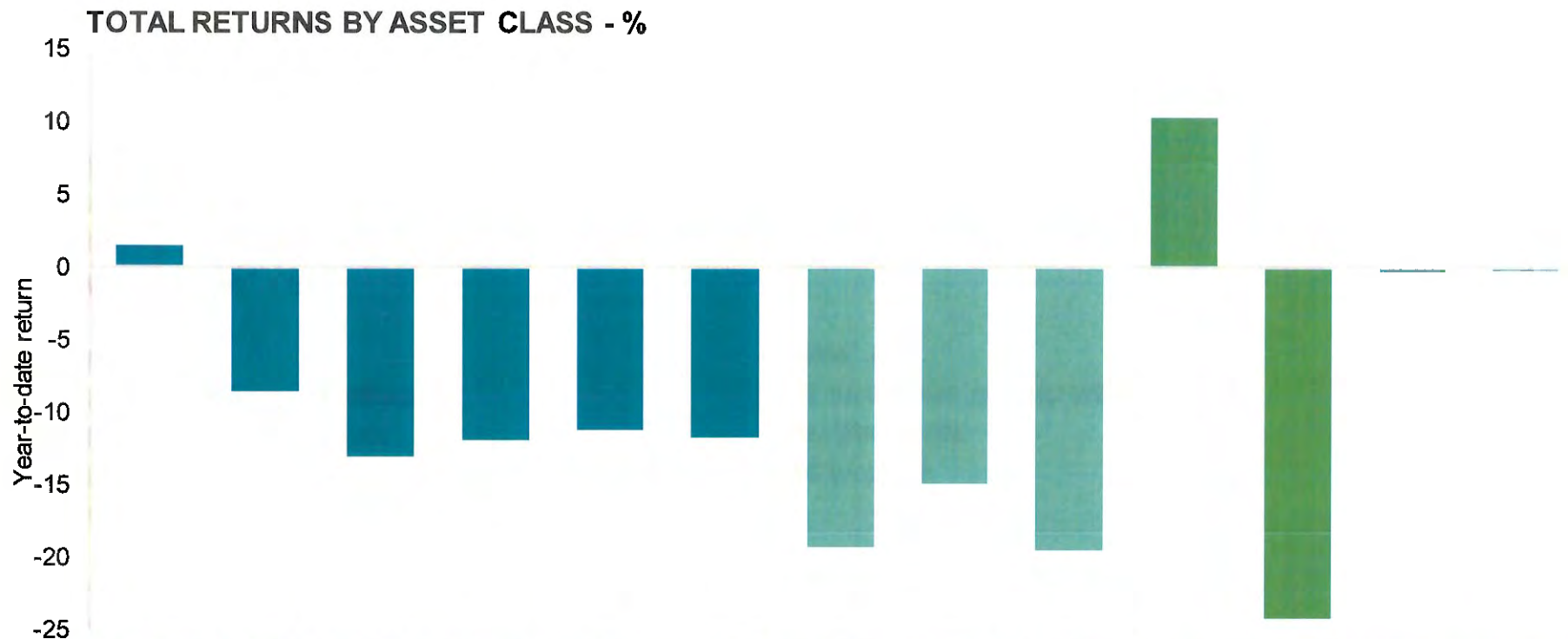
***Prepared By:***

Christine Stack, CTFA, CFP®  
Vice President, Wealth Advisor  
First Interstate Wealth Management  
Casper, WY

Kate McNally  
Trust Specialist  
First Interstate Wealth Management  
Casper, WY

Paul F. McKean, CFA, CFP®  
Vice President, Senior Portfolio Manager  
First Interstate Wealth Management  
Billings, MT

# ASSET CLASS RETURNS



	RISK CONTROL						RISK ASSETS						
	FIXED INCOME						EQUITIES			REAL ASSETS			
	Cash	Municipal Bonds	Inv. Grade	TIPS	High Yield	EM Debt	U.S.	Dev. Ex-U.S.	Emerging Markets	Natural Resources	Gbl. Real Estate	Gbl. Listed Infra.	Gold
2022	1.5	-8.5	-13.0	-11.8	-11.2	-11.7	-19.2	-14.8	-19.5	10.3	-24.1	-0.2	-0.1
2021	0.0	1.5	-1.5	6.0	5.3	-8.7	26.1	12.9	0.1	25.2	23.3	11.9	-3.5
2008-YTD	0.6	3.4	2.7	3.1	6.1	1.5	8.8	2.5	1.2	2.1	2.9	3.6	5.3

Source: Northern Trust Asset Management, Bloomberg. Gross total returns in USD, year-to-date through 12/30/2022. Equity proxies are MSCI Investable Market Indexes.

Past performance is no guarantee of future results. Periods greater than one year are annualized except where indicated. Returns reflect the reinvestment of dividends and other earnings and are shown before the deduction of investment management fees, unless indicated otherwise. Returns of the indexes also do not typically reflect the deduction of investment management fees, trading costs or other expenses. It is not possible to invest directly in an index. Indexes are the property of their respective owners, all rights reserved

# ASSET CLASS RETURNS

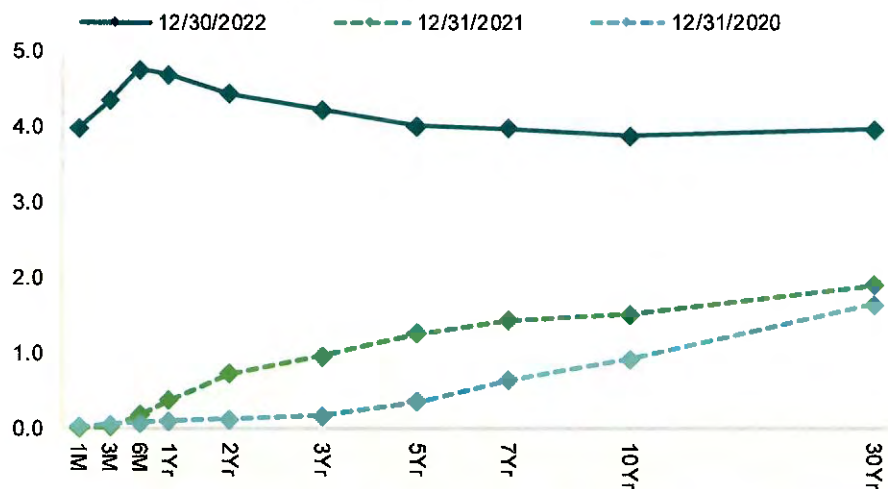
TOTAL RETURNS BY ASSET CLASS - %



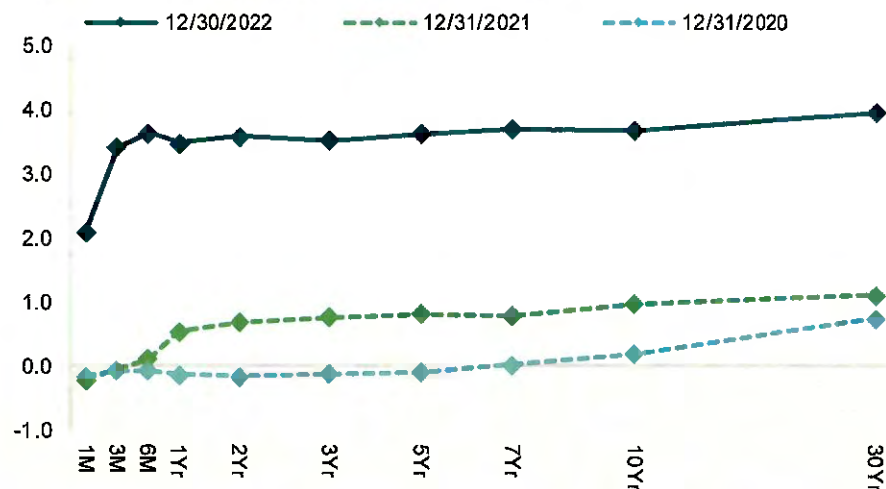
Source: Northern Trust Asset Management, Bloomberg. Periods greater than one year are annualized. Past performance is no guarantee of future results.

# FIXED INCOME: YIELD CURVES

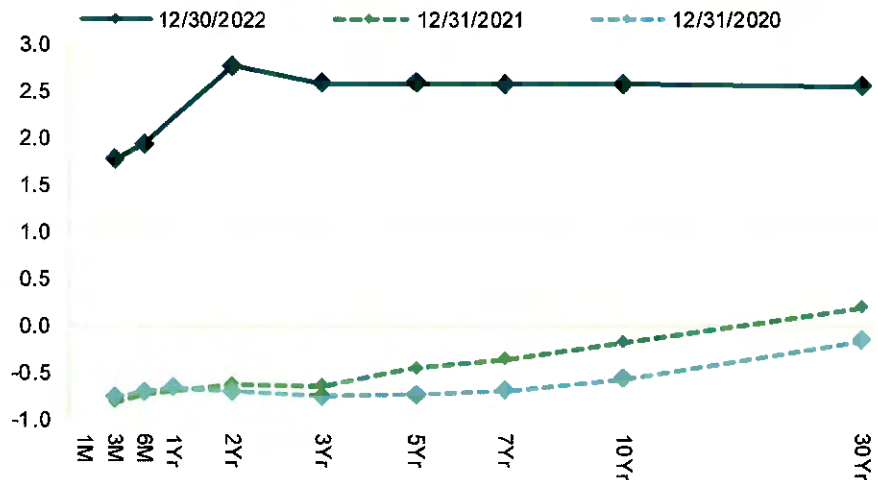
**U.S. TREASURY YIELD CURVE - %**



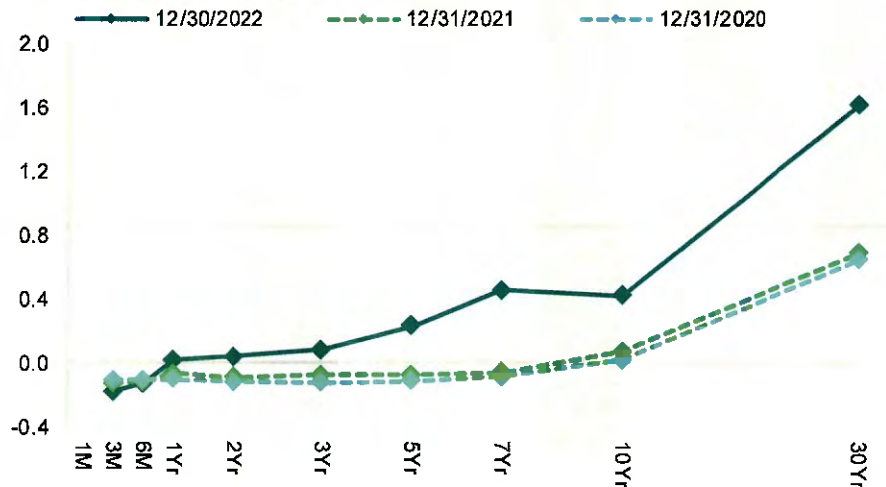
**U.K. GOVERNMENT YIELD CURVE - %**



**EURO BENCHMARK YIELD CURVE - %**



**JAPAN GOVERNMENT YIELD CURVE - %**



Source: Northern Trust Asset Management, Bloomberg. Data as of 12/30/2022.



# FIXED INCOME PERFORMANCE

FIXED INCOME		WEIGHT	YTD	1-MONTH	3-MONTH	6-MONTH	1-YEAR	3-YEAR	5-YEAR	10-YEAR
Cash			1.5%	0.4%	0.9%	1.4%	1.5%	0.7%	1.2%	0.7%
U.S. TIPS			-11.8%	-1.0%	2.0%	-3.2%	-11.8%	1.2%	2.1%	1.1%
U.S. Investment Grade			-13.0%	-0.5%	1.9%	-3.0%	-13.0%	-2.7%	0.0%	1.1%
Sector	Securitized	29.9%	-11.7%	-0.4%	2.0%	-3.3%	-11.7%	-3.1%	-0.4%	0.8%
	U.S. Treasury	40.9%	-12.5%	-0.5%	0.7%	-3.7%	-12.5%	-2.6%	-0.1%	0.6%
	Corporate	24.2%	-15.8%	-0.4%	3.6%	-1.6%	-15.8%	-2.9%	0.5%	2.0%
	Agency	4.0%	-7.9%	-0.0%	0.7%	-2.0%	-7.9%	-1.4%	0.6%	0.9%
	Government-Related	1.0%	-11.1%	-0.3%	1.9%	-2.1%	-11.1%	-2.4%	0.3%	1.1%
Rating	AAA	73.3%	-12.0%	-0.5%	1.3%	-3.4%	-12.0%	-2.7%	-0.2%	0.7%
	AA	3.1%	-14.9%	-0.5%	2.0%	-3.0%	-14.9%	-3.0%	-0.0%	1.2%
	A	11.0%	-15.1%	-0.4%	3.2%	-2.1%	-15.1%	-2.9%	0.2%	1.8%
	BBB	12.6%	-15.9%	-0.4%	4.2%	-0.9%	-15.9%	-2.9%	0.7%	2.2%
Credit				-0.4%	3.4%	-1.7%	-15.3%	-2.9%	0.4%	1.8%
Sector	Corporate	82.6%	-15.8%	-0.4%	3.6%	-1.6%	-15.8%	-2.9%	0.5%	2.0%
	Industrial	47.8%	-16.8%	-0.7%	3.9%	-1.8%	-16.8%	-3.2%	0.3%	1.8%
	Utility	6.8%	-18.6%	-0.2%	3.8%	-2.4%	-18.6%	-3.7%	-0.3%	1.8%
	Financial Institutions	28.0%	-13.1%	-0.1%	3.2%	-1.1%	-13.1%	-2.0%	0.9%	2.2%
	Non-Corporate	13.3%	-12.1%	-0.4%	2.2%	-2.1%	-12.1%	-2.7%	0.2%	1.2%
U.S. High Yield			-11.2%	-0.6%	4.2%	3.5%	-11.2%	0.0%	2.3%	4.0%
Rating	Ba	49.9%	-10.8%	-0.4%	4.3%	3.6%	-10.8%	0.9%	3.0%	4.4%
	B	38.6%	-10.3%	-0.8%	4.9%	4.2%	-10.3%	-0.5%	2.2%	3.6%
	Caa	10.7%	-16.3%	-0.9%	0.5%	0.1%	-16.3%	-2.4%	-0.4%	3.5%
Municipals			-8.5%	0.3%	4.1%	0.5%	-8.5%	-0.8%	1.3%	2.1%
Emerging Market Debt (local)			-11.7%	2.2%	8.5%	3.3%	-11.7%	-6.1%	-2.5%	-2.0%
Emerging Market Debt (hard)			-17.8%	0.3%	8.1%	3.2%	-17.8%	-5.3%	-1.3%	1.6%

Source: Northern Trust Asset Management, Bloomberg. Total returns through 12/30/2022. Periods > 1 year annualized. Weights updated as of 12/31/2022.

Past performance is no guarantee of future results. Periods greater than one year are annualized except where indicated. Returns reflect the reinvestment of dividends and other earnings and are shown before the deduction of investment management fees, unless indicated otherwise. Returns of the indexes also do not typically reflect the deduction of investment management fees, trading costs or other expenses. It is not possible to invest directly in an index. Indexes are the property of their respective owners, all rights reserved

# SUMMARY OUTLOOK

1/3/2023

## U.S. Economic Outlook & Asset Allocation (6-9 Months)

<i>Indicator</i>	<i>Outlook</i>
Gross Domestic Product	Declining
Consumer Spending	Softening
Business Spending	Moderating
Govt. Spending	Moderating
Housing	Declining
Manufacturing	Declining
Labor Markets	Neutral
Inflation	Elevated
Monetary Policy	Tightening
Global Listed Infrastructure	Positive
Natural Resources	Positive
Global Real Estate	Neutral

<i>Asset Allocation</i>	<i>View</i>
Cash	Neutral
Fixed Income	Underweight
Equities	Overweight
Alternatives	Overweight

↑↓Indicates a change from prior period

## Capital Markets (6-9 Months)

<i>Equities Sector</i>	<i>Outlook</i>
Corporate Earnings/Revenue	Declining
Profit Growth Rate	Slowing
Valuations	Neutral
Stock Prices (Directional)	Positive
Growth vs. Value	Neutral
Large Cap	Underweight
Mid Cap	Neutral
Small Cap	Overweight
International - Developed	Overweight
International - Emerging	Overweight
International - Small Cap	Neutral

<i>Fixed Income Sector</i>	<i>Outlook</i>
Interest Rates - Direction	Neutral
Interest Rates - Level	Neutral
Duration vs. Benchmark	Shorter
Yield Curve	Neutral
U.S. Treasuries	Neutral
TIPS	Underweight
Government Agencies	Underweight
Mortgages	Underweight
Corporate (Investment Grade)	Overweight
High Yield/Floating Rate	Overweight
International	Underweight
Municipals	Underweight

# **City Of Casper Investments**

AGG52714000

**Investment Objective: Strategic - Fixed Income Only**

**Investment Activity Through 12/31/2022**



# City Of Casper Investments (AGG52714000)

Period Ending: December 31, 2022

Managed Since: August 01, 2015

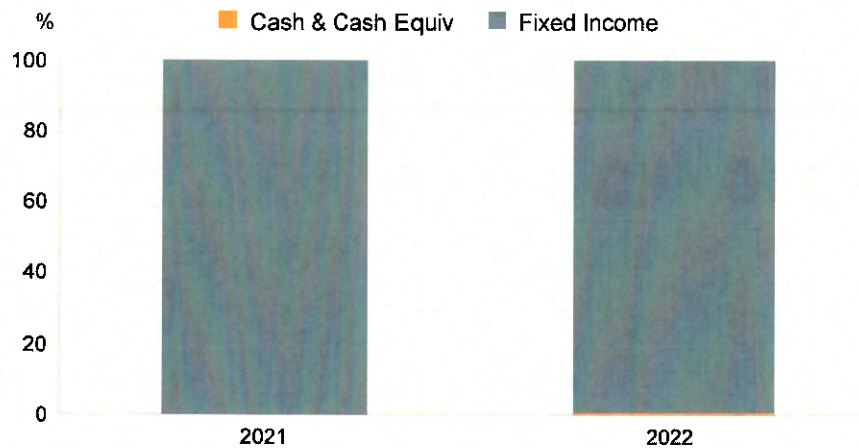
## Allocation Overview

	Market Value	% of Mkt Val
Cash & Cash Equiv	\$ 1,422,133	1.1%
Fixed Income	\$ 131,620,715	98.9%
<b>Total</b>	<b>\$ 133,042,848</b>	<b>100.0%</b>

## Allocation Detail

	Market Value	% of Mkt Val
Cash & Cash Equivalents	\$ 1,422,133	1.1%
US Treasuries	\$ 46,238,596	34.8%
Government Agencies	\$ 68,842,777	51.7%
Mortgage Backed Securities	\$ 110,224	.1%
Corporate Bonds	\$ 16,429,118	12.3%
<b>Total</b>	<b>\$ 133,042,848</b>	<b>100.0%</b>

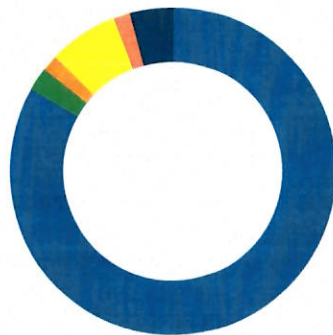
## Annual Allocation



## Fixed Income Analysis

	12/31/2022	09/30/2022	06/30/2022	03/31/2022	12/31/2021
Coupon	2.06%	1.40%	1.36%	1.44%	1.45%
Current Yield	2.10%	1.47%	1.38%	1.45%	1.43%
Yield to Maturity	4.51%	3.81%	2.87%	2.04%	.71%
Maturity	2.66	2.47	1.85	1.95	2.09
Duration	2.54	2.38	1.83	1.93	2.07
Face Amount	\$ 137,764,762	\$ 76,836,001	\$ 24,536,815	\$ 26,538,406	\$ 26,541,883
Market Value	\$ 130,860,799	\$ 72,646,556	\$ 23,670,388	\$ 25,896,265	\$ 26,623,249
Cost	\$ 136,129,686	\$ 75,220,723	\$ 24,501,998	\$ 26,473,830	\$ 26,466,296

Quality Allocation by Market Value



● Aaa    ● A1    ● A2  
● A3    ● Baa1    ● N/A

Maturity Allocation by Market Value



● Less than 1 Year    ● Short (1-5 Years)  
● Intermediate (5-10 Years)    ● Long (Over 10 Years)

## Portfolio Holdings

	ID	Units	Unit Cost	Total Cost	Price	Market Value	Weight	Unit Income	Annual Income	Current Yield
<b>Cash &amp; Cash Equivalents</b>										
Invesco Treasury Portfolio	825252406	1,413,539.600	1.00	1,413,539.60	1.00	1,422,132.86	1.1	.04	57,615.87	4.076
<b>Total for Cash &amp; Cash Equivalents</b>				<b>1,413,539.60</b>		<b>1,422,132.86</b>	<b>1.1</b>		<b>57,615.87</b>	<b>4.076</b>
<b>TBills, Treasury Zeros/Strips</b>										
United States Treasury Bill Zero 01 Jun	912796ZG7	1,000,000.000	97.75	977,525.83	98.14	981,370.00	.7	.00	.00	.000
<b>Total for TBills, Treasury Zeros/Strips</b>				<b>977,525.83</b>		<b>981,370.00</b>	<b>.7</b>		<b>.00</b>	<b>.000</b>
<b>Notes and Bonds</b>										
United States Treasury Note/Bond 6.25% 1 6.250% 08/15/2023	912810EQ7	1,000,000.000	113.26	1,132,606.99	100.86	1,032,197.34	.8	6.25	62,500.00	6.197
United States Treasury Note/Bond 1.875% 1.875% 08/31/2024	912828U3	1,200,000.000	99.84	1,198,125.00	95.65	1,155,421.03	.9	1.88	22,500.00	1.960
United States Treasury Note/Bond 2.625% 2.625% 02/28/2023	912828A5	2,500,000.000	99.81	2,495,234.38	99.71	2,515,073.00	1.9	2.63	65,625.00	2.633
United States Treasury Note/Bond 2.75% 3 2.750% 04/30/2023	912828L1	1,500,000.000	99.06	1,485,937.50	99.44	1,498,679.91	1.1	2.75	41,250.00	2.765
United States Treasury Note/Bond 1.75% 3 1.750% 06/30/2024	912828Z8	1,400,000.000	100.18	1,402,515.63	95.83	1,353,909.68	1.0	1.75	24,500.00	1.826
United States Treasury Note/Bond 1.625% 1.625% 02/15/2026	912828P46	2,500,000.000	99.19	2,479,726.56	92.48	2,327,444.78	1.7	1.63	40,625.00	1.757
United States Treasury Note/Bond 1.625% 1.625% 10/31/2023	912828T91	2,500,000.000	99.06	2,476,406.25	97.52	2,444,957.88	1.8	1.63	40,625.00	1.666
United States Treasury Note/Bond 2.25% 3 2.250% 12/31/2023	912828V23	1,500,000.000	99.37	1,490,507.81	97.54	1,480,008.23	1.1	2.25	33,750.00	2.307
United States Treasury Note/Bond 1.5% 30 1.500% 09/30/2024	912828YH7	1,200,000.000	99.66	1,195,875.00	94.96	1,144,082.90	.9	1.50	18,000.00	1.580
United States Treasury Note/Bond 1.5% 31 1.500% 10/31/2024	912828YM6	2,700,000.000	99.72	2,692,429.69	94.75	2,565,078.46	1.9	1.50	40,500.00	1.583
United States Treasury Note/Bond 1.375% 1.375% 01/31/2025	912828Z52	3,000,000.000	99.65	2,989,570.31	93.98	2,836,782.24	2.1	1.38	41,250.00	1.463
United States Treasury Note/Bond 1.125% 1.125% 02/28/2025	912828ZC7	1,500,000.000	100.41	1,506,210.94	93.35	1,405,953.77	1.1	1.13	16,875.00	1.205
United States Treasury Note/Bond .5% 31 .500% 03/31/2025	912828ZF0	1,500,000.000	99.94	1,499,062.50	91.84	1,379,576.21	1.0	.50	7,500.00	.544
United States Treasury Note/Bond .375% 3	912828ZL7	1,600,000.000	100.27	1,604,375.00	91.27	1,461,283.63	1.1	.38	6,000.00	.411

## Portfolio Holdings

	ID	Units	Unit Cost	Total Cost	Price	Market Value	Weight	Unit Income	Annual Income	Current Yield
.375% 04/30/2025										
United States Treasury Note/Bond .25% 31	91282ZT0	1,400,000.000	99.72	1,396,062.50	90.78	1,271,241.69	1.0	.25	3,500.00	.275
.250% 05/31/2025										
United States Treasury Note/Bond .375% 3	91282CAZ4	4,250,000.000	99.05	4,209,472.66	89.44	3,802,813.60	2.9	.38	15,937.50	.419
.375% 11/30/2025										
United States Treasury Note/Bond .125% 1	91282CBM2	2,100,000.000	99.74	2,094,585.94	95.01	1,996,243.52	1.5	.13	2,625.00	.132
.125% 02/15/2024										
United States Treasury Note/Bond .25% 15	91282CBR1	1,500,000.000	99.75	1,496,250.00	94.80	1,423,133.79	1.1	.25	3,750.00	.264
.250% 03/15/2024										
United States Treasury Note/Bond .125% 3	91282CBX8	1,000,000.000	98.24	982,420.00	98.63	986,464.09	.7	.13	1,250.00	.127
.125% 04/30/2023										
United States Treasury Note/Bond .875% 3	91282CCJ8	1,500,000.000	99.50	1,492,500.00	89.42	1,347,928.76	1.0	.88	13,125.00	.979
.875% 06/30/2026										
United States Treasury Note/Bond .25% 30	91282CDA6	5,000,000.000	96.45	4,822,656.25	96.68	4,836,984.95	3.6	.25	12,500.00	.259
.250% 09/30/2023										
United States Treasury Note/Bond 1.125%	91282CDG3	3,000,000.000	99.50	2,985,000.00	89.44	2,688,948.75	2.0	1.13	33,750.00	1.258
1.125% 10/31/2028										
United States Treasury Note/Bond 1.25% 3	91282CDK4	1,000,000.000	100.16	1,001,562.50	89.73	898,408.90	.7	1.25	12,500.00	1.393
1.250% 11/30/2026										
United States Treasury Note/Bond 1% 15 D	91282CDN8	1,500,000.000	100.16	1,502,343.75	93.59	1,404,608.63	1.1	1.00	15,000.00	1.068
1.000% 12/15/2024										
<b>Total for Notes and Bonds</b>				<b>47,631,437.16</b>		<b>45,257,225.74</b>	<b>34.0</b>		<b>575,437.50</b>	<b>1.276</b>
<b>Bullets</b>										
Federal Home Loan Banks 3.25% 08 Mar 202	3130A0XE5	5,000,000.000	100.21	5,010,500.00	98.20	4,960,906.95	3.7	3.25	162,500.00	3.310
3.250% 03/08/2024										
Federal Home Loan Banks 2.625% 11 Jun 20	3130A3VD3	1,500,000.000	97.64	1,464,630.00	93.53	1,405,092.50	1.1	2.63	39,375.00	2.807
2.625% 06/11/2027										
Federal Home Loan Banks 2.375% 08 Mar 20	3130AB3H7	1,500,000.000	98.86	1,482,835.50	97.29	1,470,547.29	1.1	2.38	35,625.00	2.441
2.375% 03/08/2024										
Federal Home Loan Banks 2.75% 10 Mar 202	3130ADRG9	1,700,000.000	100.36	1,706,123.40	99.70	1,709,246.59	1.3	2.75	46,750.00	2.758
2.750% 03/10/2023										
Federal Home Loan Banks 3.375% 10 Mar 20	3130AEC11	2,000,000.000	101.37	2,027,340.00	97.06	1,961,992.50	1.5	3.38	67,500.00	3.477
3.375% 03/10/2028										
Federal Home Loan Banks 3.25% 16 Nov 202	3130AFFX0	2,000,000.000	100.57	2,011,480.00	96.03	1,928,645.00	1.4	3.25	65,000.00	3.385
3.250% 11/16/2028										

## Portfolio Holdings

	ID	Units	Unit Cost	Total Cost	Price	Market Value	Weight	Unit Income	Annual Income	Current Yield
Federal Home Loan Banks 2.55% 30 May 2022 2.550% 05/30/2023	3130AFWX1	3,100,000.000	100.05	3,101,475.60	99.25	3,083,619.07	2.3	2.55	79,050.00	2.569
Federal Home Loan Banks 1.375% 17 Feb 20 1.375% 02/17/2023	3130AJ7E3	1,000,000.000	99.82	998,160.00	99.64	1,001,468.06	.8	1.38	13,750.00	1.380
Federal Home Loan Banks .5% 14 Apr 2025 .500% 04/14/2025	3130AJHU6	1,000,000.000	99.90	999,018.00	91.91	920,129.44	.7	.50	5,000.00	.544
Federal Home Loan Bank 0.50% 09 Nov 2023 .500% 11/09/2023	3130APU29	3,000,000.000	96.78	2,903,310.00	96.44	2,895,366.66	2.2	.50	15,000.00	.518
Federal Home Loan Banks 3.5% 11 Jun 2027 3.500% 06/11/2027	3130ASGU7	3,000,000.000	102.61	3,078,300.00	97.49	2,930,503.32	2.2	3.50	105,000.00	3.590
Federal Farm Credit Banks Funding Corp 2 2.840% 08/01/2029	3133EAD96	500,000.000	97.95	489,725.00	92.24	467,116.67	.4	2.84	14,200.00	3.079
Federal Farm Credit Banks Funding Corp 3 3.125% 11/15/2029	3133EEL57	1,000,000.000	99.12	991,190.00	93.69	940,893.06	.7	3.13	31,250.00	3.335
Federal Farm Credit Banks Funding Corp 2 2.230% 02/02/2023	3133EG5Y7	1,605,000.000	97.15	1,559,286.39	99.81	1,616,683.95	1.2	2.23	35,791.50	2.234
Federal Farm Credit Banks Funding Corp 3 3.050% 02/09/2027	3133EJCJ6	4,500,000.000	99.87	4,493,970.00	95.58	4,355,012.52	3.3	3.05	137,250.00	3.191
Federal Farm Credit Banks Funding Corp 2 2.890% 06/19/2023	3133EJSD2	1,400,000.000	100.22	1,403,017.00	99.18	1,389,882.66	1.0	2.89	40,460.00	2.914
Federal Farm Credit Banks Funding Corp 2 2.875% 07/17/2023	3133EJUS6	1,200,000.000	99.26	1,191,108.00	99.04	1,204,244.66	.9	2.88	34,500.00	2.903
Federal Farm Credit Banks Funding Corp 2 2.950% 12/14/2023	3133EJWW5	1,500,000.000	99.65	1,494,687.00	98.36	1,477,444.59	1.1	2.95	44,250.00	2.999
Federal Farm Credit Banks Funding Corp . .680% 07/27/2026	3133EMV66	1,000,000.000	99.68	996,815.00	88.28	885,658.89	.7	.68	6,800.00	.770
Federal Farm Credit Banks Funding Corp 3 3.050% 07/19/2027	3133ENB33	1,000,000.000	99.86	998,560.00	95.69	970,585.00	.7	3.05	30,500.00	3.188
Federal Farm Credit Banks Funding Corp 2 2.920% 08/17/2027	3133ENG87	1,400,000.000	99.22	1,389,010.00	95.00	1,345,188.45	1.0	2.92	40,880.00	3.074
Federal National Mortgage Association .8 .875% 08/05/2030	3135G05Q2	3,000,000.000	84.79	2,543,670.00	79.38	2,392,015.83	1.8	.88	26,250.00	1.102
Federal National Mortgage Association .3 .375% 08/25/2025	3135G05X7	5,000,000.000	92.20	4,610,000.00	90.19	4,516,012.50	3.4	.38	18,750.00	.416
Federal National Mortgage Association .7 .750% 10/08/2027	3135G05Y5	3,100,000.000	88.87	2,755,076.00	86.12	2,675,204.43	2.0	.75	23,250.00	.871

## Portfolio Holdings

	ID	Units	Unit Cost	Total Cost	Price	Market Value	Weight	Unit Income	Annual Income	Current Yield
Federal National Mortgage Association 2.2125% 04/24/2026	3135G0K36	5,000,000.000	96.82	4,841,090.00	93.71	4,705,324.30	3.5	2.13	106,250.00	2.268
Federal National Mortgage Association 1.1875% 09/24/2026	3135G0Q22	2,000,000.000	95.37	1,907,300.00	92.27	1,855,404.16	1.4	1.88	37,500.00	2.032
Federal National Mortgage Association 1.1750% 07/02/2024	3135G0V75	2,500,000.000	100.41	2,510,325.00	95.72	2,414,878.48	1.8	1.75	43,750.00	1.828
Federal National Mortgage Association 1.1625% 10/15/2024	3135G0W66	1,500,000.000	99.83	1,497,435.00	95.00	1,430,130.84	1.1	1.63	24,375.00	1.711
Federal Home Loan Mortgage Corp .125% 16.125% 10/16/2023	3137EAEY1	2,000,000.000	99.63	1,992,540.00	96.45	1,929,500.84	1.5	.13	2,500.00	.130
Federal Agricultural Mortgage Corp .94%.940% 10/26/2026	31422XGQ9	2,000,000.000	91.22	1,824,300.00	88.90	1,781,414.44	1.3	.94	18,800.00	1.057
<b>Total for Bullets</b>				<b>64,272,276.89</b>		<b>62,620,113.65</b>	<b>47.1</b>		<b>1,351,856.50</b>	<b>2.171</b>
<b>Callable</b>										
Federal Farm Credit Banks Funding Corp .550% 09/16/2025	3133EL7K4	4,000,000.000	99.95	3,998,000.00	90.12	3,611,056.68	2.7	.55	22,000.00	.610
Federal Home Loan Mortgage Corp .32% 28.320% 06/28/2024	3134GXJJ4	2,800,000.000	100.05	2,801,397.20	93.27	2,611,606.68	2.0	.32	8,960.00	.343
<b>Total for Callable</b>				<b>6,799,397.20</b>		<b>6,222,663.36</b>	<b>4.7</b>		<b>30,960.00</b>	<b>.498</b>
<b>Mortgage Backed Securities</b>										
Freddie Mac REMICS FHR 2355 CE 6.5% 15 S 6.500% 09/15/2031	3133TVEW2	10,013.670	102.47	10,260.60	103.71	10,439.35	.0	6.50	650.89	6.268
Fannie Mae Pool FN 256219 5.5% 01 Apr 20 5.500% 04/01/2036	31371MSG3	337.890	96.12	324.79	99.99	339.41	.0	5.50	18.58	5.501
Fannie Mae Pool FN 725187 Flt 01 Jul 203 2.907% 07/01/2033	31402CUL4	3,279.470	98.13	3,217.98	97.88	3,217.82	.0	2.91	95.33	2.970
Fannie Mae Pool FN 735960 Flt 01 Sep 203 3.944% 09/01/2035	31402RTR0	16,218.650	98.72	16,010.85	98.82	16,060.09	.0	3.94	639.66	3.991
Fannie Mae Pool FN 745895 Flt 01 Oct 203 4.035% 10/01/2036	31403DUU1	5,976.960	100.61	6,013.56	100.91	6,051.15	.0	4.04	241.17	3.999
Fannie Mae Pool FN 745999 Flt 01 Jul 203 4.420% 07/01/2036	31403DX46	14,159.320	100.72	14,261.24	101.27	14,391.83	.0	4.42	625.84	4.364
Fannie Mae Pool FN 806529 Flt 01 Feb 203 2.433% 02/01/2035	31406DA63	398.600	99.34	395.97	97.46	389.29	.0	2.43	9.70	2.496



## Portfolio Holdings

	ID	Units	Unit Cost	Total Cost	Price	Market Value	Weight	Unit Income	Annual Income	Current Yield
Fannie Mae Pool FN 815639 Flt 01 Jun 203 3.348% 06/01/2035	31406PEL9	9,005.460	99.80	8,987.53	100.87	9,109.21	.0	3.35	301.50	3.319
Fannie Mae Pool FN 825251 Flt 01 May 203 2.956% 05/01/2035	31407AZQ7	6,602.950	100.25	6,619.49	98.12	6,495.40	.0	2.96	195.18	3.012
Fannie Mae Pool FN 834918 Flt 01 Jul 203 4.315% 07/01/2035	31407MSF3	7,373.620	99.62	7,345.67	101.42	7,500.82	.0	4.32	318.17	4.254
Fannie Mae Pool FN 852435 Flt 01 Feb 203 2.449% 02/01/2036	31408JBC4	5,552.750	99.13	5,504.33	97.89	5,446.97	.0	2.45	135.99	2.502
Fannie Mae Pool FN 888004 Flt 01 May 203 3.633% 05/01/2035	31410FRZ0	5,429.340	99.71	5,413.83	98.69	5,373.99	.0	3.63	197.25	3.681
Fannie Mae Pool FN 893082 Flt 01 Sep 203 3.801% 09/01/2036	31410PFX6	4,657.010	100.70	4,689.43	101.28	4,731.42	.0	3.80	177.01	3.753
Fannie Mae Pool FN 909426 Flt 01 Feb 203 1.924% 02/01/2037	31411JLF1	812.740	100.86	819.75	97.71	795.39	.0	1.92	15.64	1.969
Fannie Mae Pool FN 920967 Flt 01 Jan 203 4.186% 01/01/2037	31412CFG0	4,818.330	100.22	4,828.91	101.52	4,904.81	.0	4.19	201.70	4.124
Fannie Mae Pool FN 920973 Flt 01 Jan 203 3.471% 01/01/2037	31412CFN5	7,905.660	100.74	7,964.33	99.36	7,878.09	.0	3.47	274.41	3.493
Fannie Mae Pool FN 949636 Flt 01 Aug 203 3.090% 08/01/2037	31413MPV3	7,219.410	101.54	7,330.45	97.80	7,078.88	.0	3.09	223.08	3.160
<b>Total for Mortgage Backed Securities</b>				<b>109,988.71</b>		<b>110,223.92</b>	<b>.1</b>		<b>4,321.10</b>	<b>3.933</b>
<b>Fixed Rate</b>										
Affiliated Managers Group Inc 3.5% 01 Au 3.500% 08/01/2025	008252AN8	1,000,000.000	96.15	961,520.00	96.02	974,825.17	.7	3.50	35,000.00	3.645
Berkshire Hathaway Energy Co 8.48% 15 Se 8.480% 09/15/2028	129466AM0	1,000,000.000	117.38	1,173,840.00	116.92	1,194,167.49	.9	8.48	84,800.00	7.253
Citigroup Inc 3.4% 01 May 2026 3.400% 05/01/2026	172967KN0	1,000,000.000	95.14	951,390.00	94.88	954,486.28	.7	3.40	34,000.00	3.583
Duke Energy Carolinas LLC 6% 01 Dec 2028 6.000% 12/01/2028	264399DK9	1,000,000.000	107.89	1,078,900.00	105.73	1,062,279.60	.8	6.00	60,000.00	5.675
International Business Machines Corp 3% 3.000% 05/15/2024	459200JY8	1,000,000.000	97.57	975,700.00	97.29	976,720.05	.7	3.00	30,000.00	3.084
Invesco Finance PLC 3.75% 15 Jan 2026 3.750% 01/15/2026	46132FAD2	1,000,000.000	96.37	963,740.00	95.94	976,716.50	.7	3.75	37,500.00	3.909
KeyBank NA/Cleveland OH 4.15% 08 Aug 202	49327M3E2	1,000,000.000	97.65	976,520.00	97.83	994,831.11	.7	4.15	41,500.00	4.242

## Portfolio Holdings

	ID	Units	Unit Cost	Total Cost	Price	Market Value	Weight	Unit Income	Annual Income	Current Yield
4.150% 08/08/2025										
Lloyds Banking Group Plc SNR PIDI NTS 4.375% 03/22/2028	539439AR0	1,000,000.000	93.79	937,890.00	95.07	962,744.44	.7	4.38	43,750.00	4.602
Goldman Sachs Group Inc/The 5.7% 01 Nov 5.700% 11/01/2024	554288943	1,000,000.000	101.11	1,011,140.00	101.19	1,021,400.00	.8	5.70	57,000.00	5.633
Morgan Stanley 3.625% 20 Jan 2027 3.625% 01/20/2027	61746BEF9	1,000,000.000	95.13	951,340.00	94.42	960,392.51	.7	3.63	36,250.00	3.839
Pharmacia LLC 6.6% 01 Dec 2028 6.600% 12/01/2028	71713UAW2	1,000,000.000	111.75	1,117,460.00	109.87	1,104,193.30	.8	6.60	66,000.00	6.007
Toyota Motor Credit Corp 3.2% 11 Jan 202 3.200% 01/11/2027	89236TDR3	1,000,000.000	94.56	945,580.00	94.07	955,775.00	.7	3.20	32,000.00	3.402
Waste Management Inc 7% 15 Jul 2028 7.000% 07/15/2028	902917AH6	1,000,000.000	112.51	1,125,130.00	110.11	1,133,415.78	.9	7.00	70,000.00	6.357
Union Pacific Corp 6.625% 01 Feb 2029 6.625% 02/01/2029	907818CF3	1,000,000.000	111.89	1,118,860.00	109.27	1,120,291.77	.8	6.63	66,250.00	6.063
Raytheon Technologies Corp 6.7% 01 Aug 2 6.700% 08/01/2028	913017AT6	1,000,000.000	111.01	1,110,090.00	107.71	1,105,014.97	.8	6.70	67,000.00	6.220
UnitedHealth Group Inc 2.95% 15 Oct 2027 2.950% 10/15/2027	91324PDE9	1,000,000.000	94.00	939,960.00	92.56	931,864.51	.7	2.95	29,500.00	3.187
<b>Total for Fixed Rate</b>				<b>16,339,060.00</b>		<b>16,429,118.48</b>	<b>12.3</b>		<b>790,550.00</b>	<b>4.883</b>
<b>Total</b>				<b>137,543,225.39</b>		<b>133,042,848.01</b>	<b>100.0</b>		<b>2,810,740.98</b>	<b>2.125</b>



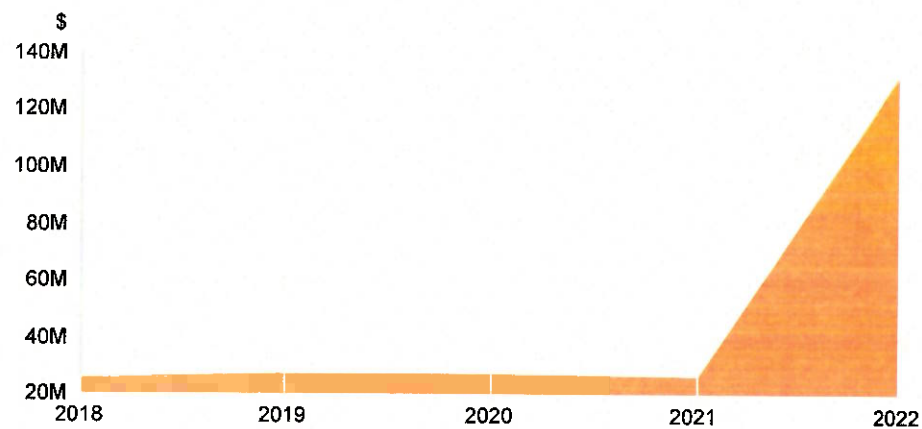
## Buys &amp; Sells - Three Months

Asset	Ticker	Trade Date	Settle Date	Units	Unit Price	Principal
Fixed Income						
<b>Purchases</b>						
Affiliated Managers Group Inc 3.5% 01 Aug 2025		11/28/2022	11/30/2022	1,000,000.000	96.152	-961,520.00
Berkshire Hathaway Energy Co 8.48% 15 Sep 2028		11/28/2022	11/30/2022	1,000,000.000	117.384	-1,173,840.00
Citigroup Inc 3.4% 01 May 2026		11/28/2022	11/30/2022	1,000,000.000	95.139	-951,390.00
Duke Energy Carolinas LLC 6% 01 Dec 2028		12/01/2022	12/05/2022	1,000,000.000	107.890	-1,078,900.00
International Business Machines Corp 3% 15 May 202		11/28/2022	11/30/2022	1,000,000.000	97.570	-975,700.00
Invesco Finance PLC 3.75% 15 Jan 2026		11/28/2022	11/30/2022	1,000,000.000	96.374	-963,740.00
KeyBank NA/Cleveland OH 4.15% 08 Aug 2025		11/28/2022	11/30/2022	1,000,000.000	97.652	-976,520.00
Lloyds Banking Group Plc SNR PIDI NTS 4.375% 22 Ma		11/28/2022	11/30/2022	1,000,000.000	93.789	-937,890.00
Goldman Sachs Group Inc/The 5.7% 01 Nov 2024		11/28/2022	11/30/2022	1,000,000.000	101.114	-1,011,140.00
Morgan Stanley 3.625% 20 Jan 2027		11/28/2022	11/30/2022	1,000,000.000	95.134	-951,340.00
Pharmacia LLC 6.6% 01 Dec 2028		12/01/2022	12/05/2022	1,000,000.000	111.746	-1,117,460.00
Toyota Motor Credit Corp 3.2% 11 Jan 2027		11/28/2022	11/30/2022	1,000,000.000	94.558	-945,580.00
Waste Management Inc 7% 15 Jul 2028		12/01/2022	12/05/2022	1,000,000.000	112.513	-1,125,130.00
Union Pacific Corp 6.625% 01 Feb 2029		12/01/2022	12/05/2022	1,000,000.000	111.886	-1,118,860.00
United States Treasury Bill Zero 01 Jun 2023		12/01/2022	12/02/2022	1,000,000.000	97.753	-977,525.83
United States Treasury Note/Bond .125% 30 Apr 2023		12/01/2022	12/02/2022	1,000,000.000	98.242	-982,420.00
United States Treasury Note/Bond .25% 30 Sep 2023		12/01/2022	12/02/2022	5,000,000.000	96.453	-4,822,656.25
Raytheon Technologies Corp 6.7% 01 Aug 2028		12/01/2022	12/05/2022	1,000,000.000	111.009	-1,110,090.00
UnitedHealth Group Inc 2.95% 15 Oct 2027		12/01/2022	12/05/2022	1,000,000.000	93.996	-939,960.00
<b>Total: Fixed Income Purchases</b>						<b>-23,121,662.08</b>
<b>Total: Fixed Income Trades</b>						<b>-23,121,662.08</b>
<b>Total: Portfolio Purchases</b>						<b>-23,121,662.08</b>
<b>Total: Portfolio Sales</b>						<b>.00</b>
<b>Total: Portfolio Trades (Net)</b>						<b>-23,121,662.08</b>

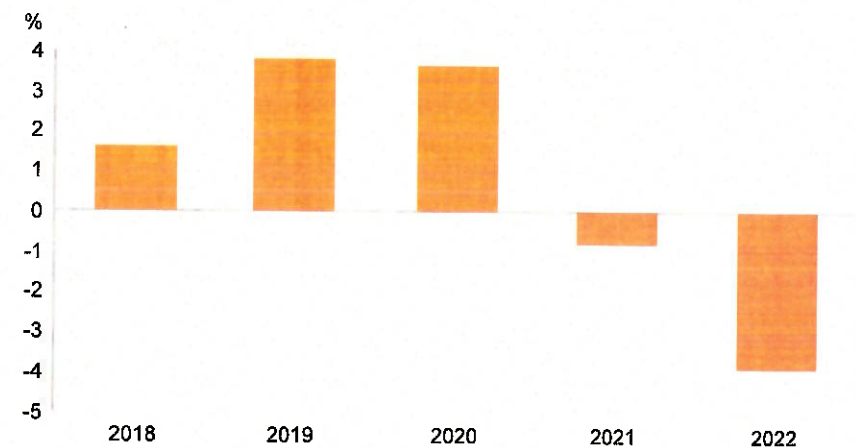
## Investment Summary

	1 Month	3 Months	6 Months	9 Months	1 Year
Beginning Portfolio Value	133,159,857.60	74,209,114.89	25,855,643.17	26,083,786.11	26,808,711.95
Net Contributions/Withdrawals	-169,697.47	57,575,928.91	107,427,313.63	107,333,297.87	107,240,501.02
Fees Deducted	.00	.00	.00	.00	.00
Income Earned	234,873.96	555,386.99	799,782.66	889,941.54	983,834.51
Market Appreciation	-182,186.08	702,417.22	-1,039,891.45	-1,264,177.51	-1,990,199.47
Ending Portfolio Value	133,042,848.01	133,042,848.01	133,042,848.01	133,042,848.01	133,042,848.01

## Annual Portfolio Value




## Annual Net Returns



## Performance

	Market Value	Quarter to Date (3 Months)	Year to Date (1 Year)	1 Year	3 Years	5 Years	Inception to Date 08/01/2015
<b>Account Net of Fee</b>	<b>133,042,848</b>	<b>.74</b>	<b>-3.90</b>	<b>-3.90</b>	<b>-.38</b>	<b>.83</b>	<b>.75</b>
<b>Cash &amp; Cash Equivalents</b>	<b>1,422,133</b>	<b>.43</b>	<b>.73</b>	<b>.73</b>	<b>.38</b>	<b>1.06</b>	<b>.91</b>
<b>Fixed Income</b>	<b>131,620,715</b>	<b>.72</b>	<b>-3.86</b>	<b>-3.86</b>	<b>-.36</b>	<b>.85</b>	<b>.76</b>
<b>US Treasuries</b>	<b>46,238,596</b>	<b>.87</b>	<b>-2.71</b>	<b>-2.71</b>	<b>.29</b>	<b>1.24</b>	<b>.99</b>
BB Intermediate US Government Bond Index (USD)		1.01	-7.73	-7.73	-1.38	.46	.60
<b>Government Agencies</b>	<b>68,842,777</b>	<b>.83</b>	<b>-4.02</b>	<b>-4.02</b>	<b>-.54</b>	<b>.74</b>	<b>.68</b>
BB Intermediate US Government Bond Index (USD)		1.01	-7.73	-7.73	-1.38	.46	.60
<b>Corporate Bonds</b>	<b>16,429,118</b>						
BB Intermediate US Corporate Index (USD)		2.72	-9.40	-9.40	-1.22	1.16	1.85
<b>Mortgage Backed Securities</b>	<b>110,224</b>	<b>.37</b>	<b>-.74</b>	<b>-.74</b>	<b>.59</b>	<b>1.57</b>	<b>1.56</b>
BB GNMA Index (USD)		2.10	-10.76	-10.76	-3.03	-.50	.21

FEBRUARY 2023							
SUNDAY	MONDAY	TUESDAY	WEDNESDAY	THURSDAY	FRIDAY	SATURDAY	
29	30	31 City Council Goal Setting 4:30 pm- 10:30pm	1	2	3 Load-In Boys & Girls Club 8:00 am - 5:00 pm	4 Boys & Girls Club Reverse Raffle & Auction 5:00 pm - 11:00 pm	
5	6 CNFR Committee Meeting 5:00 pm- 7:00 pm	7	8	9 Load-In Monster Trucks	10 Load-In Monster Trucks	11 Toughest Monster Trucks 3:00 pm-7:00 pm	
12 Load-Out Monster Trucks 8:00 pm-5:00 pm	13	14	15	16	17 Load-In API Chili Cook-Off & Calcutta (6:00-9:30 pm) 8:00 am - 10:00 pm	18 API Chili Cook-Off 11:00am - 2:00 pm	
19 Legally Blonde 6:00 pm-10:00 pm	20 <i>Presidents Day Offices Closed</i>	21	22 Load-in Wrestling 8:00 am-5:00 pm	23 WHSAA State Wrestling 7:00 am- 9:00 pm	24 WHSAA State Wrestling 7:00 am- 9:00 pm	25 WHSAA State Wrestling 8:00 am-9:00 pm	
26 Casper Showdown 7:00 am- 7:00 pm	27	28	1	2 WHSAA State High School 1/A 2/A Basketball	3 WHSAA State High School 1/A 2/A Basketball 9:00 am - 9:00 pm	4 WHSAA State High School 1/A 2/A Basketball 8:30 am - 9:00 pm	

**From:** Dave Fraser <dfraser@wyomuni.org>  
**Sent:** Wednesday, February 1, 2023 8:51 AM  
**Subject:** 2023 Wyoming Legislature, week 3

The third week of the legislative session concluded on Friday January 27<sup>th</sup>. As of Friday afternoon, approximately 500 bills were filed. Thankfully, the deadline for new Senate File passed on Thursday, and the deadline for House Bills is January 31.

The following is a summary of the status of the most significant bills WAM is tracking. Please note these are not all the bills we are following, but the ones that most directly affect our members.

The WAM Website contains information on the bills we are tracking, along with status of each bill. A link to site may be found at: <https://wyomuni.org/wam-legislative-tracking-database/>. From this page, click the Track All Bills hyperlink. This will take you the list of bills being tracking. From there you can go directly to bill. You can also sort by bills that WAM is supporting, opposing, and monitoring. To review the complete list of bills that have been filed, go the Wyoming State Legislature website. It may be found at <https://wyoleg.gov/Legislation/2023>

### **Third Week Highlights**

The highlight of the week three was the WAM Winter Conference. Approximately 200 local elected officials descended upon the Capitol for two days of training, lobbying and social events. Over 100 mayors and councilmembers attended the Newly Elected Officials Boot Camp. The conference concluded with a meeting with Senator Barrasso, Governor Gordon and the other state elected officials.

The third week also saw of the introduction of many bills, committee meetings and floor sessions. The following paragraphs provide a summary of the week's activity for the bills WAM is tracking. The bills highlighted in italics are bills that were introduced the third week of the session.

## **HOUSE BILLS**

### **House Bill 02– Town Officers – Salary Waiver**

This bill allows a town council member or mayor to refuse their salaries. This bill passed the House and has been received for introduction in the Senate. WAM is monitoring this bill

### **House Bill 42 – Off Road Recreational vehicle operations**

This bill allows for the use of the Interstate right of way for off road vehicles in certain situations. This bill would enable the off-road network in southwest Wyoming to be connected across I-80. The bill has passed the House and has been received for introduction in the Senate. WAM is supporting this bill.

### **House Bill 46 – Wyoming Public Safety Communications Trust Fund.**

This bill appropriates \$100 million to establish a trust fund to fund the operation and maintenance of WYOLink System. This bill has been introduced and referred to House Appropriations where it faces an uphill battle. WAM is supporting this bill.

**House Bill 50 – Solid Waste Cease and Transfer Funding**

This bill creates prioritized cease and transfer projects for municipal solid waste facilities and provides funding for these projects. This bill has passed the House and received for introduction in the Senate. WAM is supporting this bill.

**House Bill 54 – Homestead Exemption**

This bill exempts the first \$100,000 of assessed value for Wyoming homeowners with 5 years of residency. The bill has been introduced and referred to House Revenue. WAM is monitoring this bill.

**House Bill 73 – Annexation vote requirement**

This bill requires that two-thirds (2/3) written approval from all landowners owning a majority of the land in an area before annexation into a municipality. This bill would make it significantly more difficult to annex properties into a municipality. The bill has been amended to require only a simple majority, but WAM is still opposing the bill because it further complicates the annexation process. The amended bill passed the House and received for introduction in the Senate.

**House Bill 95 – Working Animal Protection Act**

This bill prohibits cities and towns from passing ordinances or bans that unduly restrict a person from using a working animal in lawful commerce or an animal enterprise. The section supersedes any municipal ordinance or policy that conflicts with this section but does not supersede municipal zoning ordinances or any municipal ordinance or policy relating to public health or public safety. The Agriculture Committee heard the bill last week and was continued it until this week. WAM is opposing this bill.

**House Bill 98 – Property Tax Homeowners Exemption**

This bill provides a property tax exemption for low-income homeowners who meet specified requirements. The bill has been introduced and referred to House Revenue. WAM is monitoring the bill.

**House Bill 99 - Property Tax Refund Program**

This bill would allow certain property owners who meet specific income qualifications to apply for a partial refund of property taxes. This bill passed the House Revenue Committee and has been placed on General File. WAM is monitoring this bill.

**House Bill 105 – Repeal Gun Free Zones and Preemption Amendments**

This bill repeals specified gun free zones. Specifically, it allows persons with a concealed carry permit to carry firearms in any meeting of a governmental entity, any meeting of the legislature or a committee thereof, any public school, public college or university or professional athletic event; except as provided in W.S. 21-3-132. This bill has been introduced and referred to House Appropriations. This is yet another preemption bill and WAM is opposing it.

**House Bill 118 – Volunteer Firefighter Pension Funding**

This bill would appropriate \$9 million to the Volunteer Pension. Money to fund this pension was diverted last year to address deficiencies in Fire Fund A. This bill was approved by the House Minerals Committee and will be heard by Appropriations next week. WAM is supporting this bill.

**House Bill 121 – Property Tax deferral Program Amendments**

This bill would allow certain low-income residential property owners to defer up to ½ of their property taxes. When this occurs, the state will place a lien on the property and the repayment of the deferment accrues with interest. It is anticipated that the state would be repaid at the time of the sale of said property. The bill was approved by House Revenue and House Appropriations and has been placed on General File. WAM is monitoring this bill.

**House Bill 132 – Wyoming Housing Trust Fund**

This bill appropriates \$15 million from the General Fund to create the Wyoming Housing Trust Fund. The bill has been received for introduction. WAM is supporting this bill.

**House Bill 135 – Cities and Towns – Abandoned and nuisance buildings**

This bill provides tax credits for the remediation and/or removal of abandoned and nuisance building. The bill was introduced and heard by House Corporations. Thanks to the testimony of many WAM members, the bill passed the committee unanimously. WAM is supporting this bill.

**House Bill 139 – Intimidation of Elected Officials**

This bill makes it a criminal offense to intimidate elected officials. Specifically, making available on the internet the personal information about elected officials and their families becomes a criminal offense. This bill has been introduced and referred to House Education. WAM is monitoring this bill.

**House Bill 142 – Notice of Annexation**

This bill would require that persons adjacent to areas being proposed for annexation be notified of the proposed annexation by first class mail. The bill passed the House and received for Introduction in the Senate. WAM is monitoring this bill.

**House Bill 151 – Property Tax Exemption - Child care facilities**

This bill exempts from property taxes any government or nonprofit facility that provides day care. This bill has been referred to House Education. WAM is monitoring this bill.

**House Bill 158 – Bid Rejection or denial for public works contracts**

This bill requires that if a bidder is deemed unqualified or a bid is not awarded to the low bidder, that the city notify the contractor in writing within 10 days the reason for determination of the city's actions. The bill has been introduced and referred to House Transportation. WAM is currently monitoring this bill. This bill was introduced last year, and we were successful in killing it.

**House Bill 162 – County Option Real Estate Transfer Tax**

This bill would assess a 1% tax on real estate transactions in excess \$1.5 million. It is a local option that would be required to be passed by county voters before it could be implemented. The bill has been received for introduction. WAM is supporting this bill

**House Bill 164 – Legal Notice publication on websites**

This bill requires that legal notices published as required in WS 18-5-319 also be published on the newspaper's website. The bill has been introduced and referred to House Corporations. WAM is monitoring this bill.

**House Bill 185 – Direct Distribution**

This bill provides an additional \$13 million in direct distribution funding. These funds will be allocated pursuant to Madden/Bebout Formula and will be paid over one fiscal year. The bill has been introduced and was unanimously passed by the House Appropriations. WAM is supporting this bill.

**House Bill 191 – Pharmacy Benefits Manager Act Enhancements**

This is the same bill as Senate File 36 from last year. The bill would significantly increase the cost of prescriptions to JPIC, the State of Wyoming and private insurers. The bill was introduced and referred to House Judiciary. WAM is opposing this bill.

**HJ - 0001 – Residential Property Tax Amendment**

This bill would authorize an election to amend the Wyoming Constitution to create four classes of property for the purposes of taxation. Currently the constitution allows for three classes of property, Industrial, Minerals and others. Residential and commercial properties are in the “other” category. The bill has been introduced and referred to House Revenue. WAM is monitoring this bill.

**HJ – 0002 Constitutional Amendment – Residential Property class**

This is another constitutional amendment that is similar to HJ001. This bill has been introduced and referred to House Revenue.

***NEWLY INTRODUCED HOUSE BILLS. The following house bills were introduced during the third week of the session.***

***House Bill 195 – American Rescue Plan Appropriation Amendments***

*This bill appropriates \$45 million to various executive branch departments and to Water Development Commission. The bill has been introduced and rereferred to House Appropriations. WAM is monitoring this bill.*

***House Bill 256 – Property Tax Holiday***

*This bill would provide property tax relief for the tax year 2023. The bill sunsets June 30, 2024. WAM is monitoring this bill.*

***House Bill 265 – Public Procurement late payments***

*This bill increases the interest rate that accrues on late payments for the purchase of goods and services by public entities. The bill increases the interest rate from 1½ % to 5% per month on the unpaid balance. The bill has been received for introduction. WAM is monitoring this bill.*

***House Bill 287 – Gaming Districts and Amendments***

*This bill would establish two gaming districts and allow the development of two casinos. These casinos would be located south of Cheyenne and west of Evanston. Funds from the entities would be used to fund K-12 education. A portion of the revenue would be distributed to cities, towns and counties. The bill has been introduced and referred to House Revenue. WAM is monitoring this bill.*

**SENATE FILES****Senate File 13 – Bar and Grill License Amendments**

This bill reduces the population requirement for bar and grill licenses effectively increasing the number of bar and grill licenses allowed. Removes population requirements in 2033. The bill was amended in Senate Corporations committee to allow revenue from entertainment to count toward the 60% non-liquor requirement. The bill has passed the Senate and has been received for introduction in the House. WAM is supporting the bill.

**Senate File 70 – Back to school tax holiday**

This bill is comparable to House Bill 71 and would designate a day where the purchase of school supplies would be exempt from sales tax. The bill has been introduced and referred to Senate Revenue. WAM is monitoring this bill.



**Senate File 82 – Eligible Water and Sewer Projects**

This bill provides \$89 million for selected water and sewer project around the state. The bill has passed the Senate and has been received for introduction in the Senate. WAM is supporting this bill.

**Senate File 90 – Wyoming Property Tax Relief Authority**

This bill would create the Wyoming Property Tax Relief Authority. The authority would sell bonds to help specified residential property owners. The bill has passed Senate Revenue and Senate Appropriations and has placed on General File. WAM is monitoring this bill.

**Senate File 104 – Property Tax Mill adjustment**

This bill would require that mill levees be reduced when assessed values grow beyond certain levels. The bill has been introduced and referred to Senate Revenue. WAM is monitoring this bill.

**Senate File 110 – Personal Property Tax Exemption**

This bill would exempt all tangible property from taxation. The bill has passed Senate Revenue and has been placed on General File. WAM is monitoring this bill.

**Senate File 115 – Dental Insurance Payment for Services**

This bill would unbundle certain dental procedures and would significantly increase the cost of dental care and insurance costs. The bill has been introduced and referred to Senate Corporations. WAM is opposing this bill.

**Senate File 125 – Property Tax – Limiting taxable value increase**

This bill would limit the amount that the taxable value of a residential property can increase to 5% percent per year. This bill has passed Senate Revenue and has been placed on General File. WAM is monitoring this bill.

**SJ 003 – Property Tax Exemption for elderly and infirm**

This bill would authorize an election to change the Wyoming Constitution to provide for a property tax exemption for the elderly and infirm. The bill has passed Senate Revenue. WAM is monitoring this bill.

***NEWLY INTRODUCED SENATE FILES. The following Senate Files were introduced during the third week of the session.***

***Senate File 135 – Repeal Gun Free Zones – Government Buildings and Meetings***

*This bill would repeal existing gun free zones and is comparable to HB-105. The bill has been introduced and referred to Senate Revenue Committee. This a preemption bill and WAM is opposing it.*

***Senate File 136 – Property Tax Relief – assessment rate reduction***

*This bill reduces the taxable value of real and personal property from 9.5% to 7.5%. The bill has passed 2<sup>nd</sup> reading in the Senate.*

***Senate File 148 – Preemption of local firearms regulations.***

*This is yet another preemption gun bill. The bill has been introduced and referred to Senate Revenue. WAM is opposing this bill.*

***Senate File 158 – Public employee retirement plan contribution***

*This bill increases contributions to the Wyoming Retirement System by 1%. As currently drafted, the employer pays .5% and the employee contributes .5%. The bill has passed 2<sup>nd</sup> reading in the Senate. WAM is monitoring this bill.*

***Senate File 164 – Public Improvement Contract Amendments***

*This bill amends the way public contracts may be awarded. It has been introduced and referred to Senate Transportation. WAM is supporting this bill.*

If you have questions about any legislative issue, please do not hesitate to call Bob McLaurin (307) 413-3483 or myself at (307) 414-0265.

**J. David Fraser**

Executive Director

Wyoming Association of Municipalities

315 West 27th Street

Cheyenne, WY 82001

307-632-0398

[dfraser@wyomuni.org](mailto:dfraser@wyomuni.org)

[www.wyomuni.org](http://www.wyomuni.org)

*"Communities that don't matter, don't exist."*



# CASPER YOUTH COUNCIL MINUTES

Chamber of Commerce

January 8, 2023

## 1. **ROLL CALL** Casper Youth Council met at 4:30 p.m., Sunday, January 8, 2023

**Present:** Sara Loghry, Zoe Johnson, Finn McCoul, Bryce Hebert, Allie Scroggins, Anna Koehmstedt, Beau Griffith, Mason Napier, Grace Pieper, Councilor Kyle Gamroth, and Advisor Elissa Ruckle

**Absent:** Haley Graham

## 2. **2022/2023 Updates:**

- Elissa provided an update regarding CYC Youth Assessment – final stages of approval from NCSD; KW and NC Principals both approved; assessment, link, and QR Code have been created; assessment to launch mid-January. KW and NC points-of-contact will help coordinate promotion and follow up focus groups.
- Elissa met with Governor Gordon and his Senior Policy Advisor. The three discussed establishing an internship in the Governor's Office for Youth Council Members. They also discussed CYC members attending Legislation Days in February. More details to come for both.
- Councilor Gamroth provided information regarding two bills currently being considered by the Wyoming Legislature that may be of interest to CYC (HB0087 and one other).
- Councilor Gamroth suggested CYC pursue funding support from the Natrona Collective Health Trust. Elissa to investigate and pursue.
- Anna and Sara will lead a committee to solidify 2023 marketing plan
- Wyoming Youth Council annual leadership conference will be in Cody June 7<sup>th</sup>-9<sup>th</sup> 2023

## 3. **Discussion of potential guests for 2023:**

- February: Lisa Scroggins NCPL (2/12) and Principals Britt and Wilson (2/26)
- March: City Manager Napier and City Attorney Nelson (3/5) and Mallory, Casper Pride (3/19)
- April: Chiefs Black and McPheeters, Seth (the Void), Amber Pollock
- May: Banner Health CEO and WBI CEO

## 4. Next CYC meeting will be Sunday, January 22<sup>nd</sup> from 4:30-5:30p

## 5. **Adjourned** 5:35pm

Submitted by ERuckle



# CASPER YOUTH COUNCIL MINUTES

Chamber of Commerce

January 22, 2023

## 1. **ROLL CALL** Casper Youth Council met at 4:37 p.m., Sunday, January 22, 2023

**Present:** Sara Loghry, Zoe Johnson, Haley Graham, Anna Koehmstedt, Beau Griffith, Peyton Blain, Councilor Kyle Gamroth, and Advisor Elissa Ruckle

**Absent:** Finn McCoul, Bryce Hebert, Allie Scroggins, Mason Napier, and Grace Pieper

## 2. **Survey Updates:**

- NCSD did not approve survey for use during 'school hours' so as to avoid disruption of 'teacher/student' time. CYC discussed questions Elissa will take to Central Services:
  - Was the decision to not approve the survey made by Central Services or the NCSD Board of Trustees?
  - Is there a specific NCSD policy that the survey is not in compliance with?
  - Principals Britt and Wilson both see value in the survey and are in support. They recommended allocating time during Trojan Connections and Mustang Connections for the survey as TC and MC are not designated class/learning times. How would providing students the option to participate during these times disrupt class operations or learning times?
  - What might CYC need to add to the survey to make it more "academically central"? Are there specific questions they might add? How many questions might they need to add?
- Discussion of pivot tactics for survey distribution: posters and postcards.
  - Elissa will send png and jpeg versions of survey poster with QR codes to Haley for posting on homeschool platforms and Anna for posting on CYC Instagram and Facebook pages

## 3. **New Business:**

- Lisa Scoggins, NCPL confirmed for February 12<sup>th</sup> meeting
- Councilor Gamroth suggested reaching out to and connecting with Youth for Justice in Cody, WY
- Wyoming Youth Council annual leadership conference will be in Cody June 7<sup>th</sup>-9<sup>th</sup> 2023

## 4. Next CYC meeting will be Sunday, February 12th from 4:30-5:30p at the Natrona County Public Library

## 5. **Adjourned** 5:34pm

Submitted by ERuckle



YOU ARE INVITED TO

**THE 2022 CASPER POLICE DEPARTMENT  
AWARDS CEREMONY**

FRIDAY, FEBRUARY 24, 2023  
5:30 PM

THE MEVENT CENTER  
234 EAST 1ST ST.

Family friendly event, light hors d'oeuvres served

RSVP TO BEV  
BSKOVGARD@CASPERWY.GOV